

BiGDUG[®]

BiG800 SERIES SHELVING GUIDE



BiG800 SERIES **SHELVING**



BiG800 SERIES SHELVING

BiGDUG's Heavy Duty, general-purpose racking with a maximum load capacity of up to 800kg UDL[†] per shelf and a total loading capacity of up to 3200kg per bay.

Manufactured from premium-grade European steel, the BiG800 Racking is designed to provide generous storage for heavier items in the minimum amount of space.

It is suitable for both commercial and domestic storage applications and has been commonly used in warehouses, stockrooms, workshops and garages throughout Europe for more than 25 years.

NO NUTS, NO BOLTS, JUST TAP TOGETHER

The BiG800 uses the long-established, boltless assembly system that requires only a rubber mallet to assemble the bay and to adjust the shelves. Keyholes stamped into the uprights allow the shelves to be adjusted on 38mm increments and simply tapping the beams into place creates a strong, rigid framework suitable for intensive industrial use. And, because it requires no cross-bracing, it can be accessed from all sides.


Single-piece uprights provide greater bay stability and its use of modular components allows the shelving to be configured to both the size of the products and the available storage space.

The BiG800 is tested to industry-recognised FEM standards (European Federation of Material Handling), and is compliant with all relevant ISO quality-manufacturing standards.

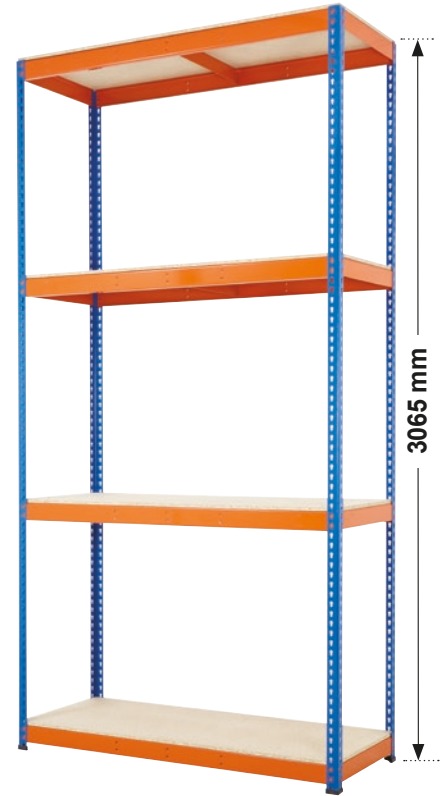

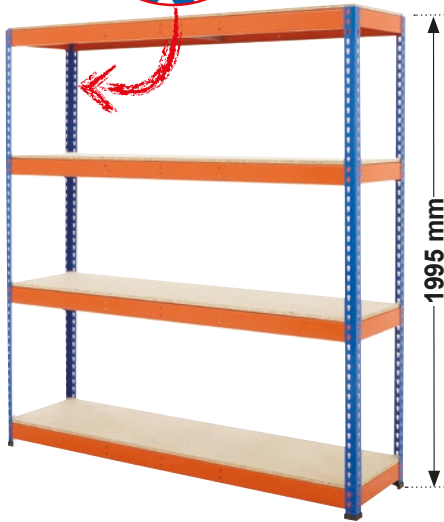
†UDL= Uniformly Distributed Load

 **0800 074 6000** **WWW.BIGDUG.CO.UK**

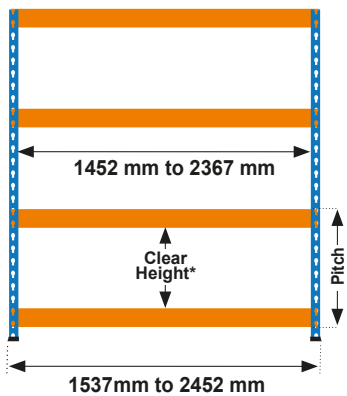
SHELVING HEIGHT



Shelves adjust every 38.1 mm



SHELVING WIDTH




Shelf Width mm	Total Bay mm	Clear Entry mm
1525	1537	1452
1830	1842	1757
2135	2147	2062
2440	2452	2367

- Pitch Adjustability = 38.1mm
- *Clear Height = (No of Slots x 38.1) - 30

Please note: Adding tie plates will not increase the overall width of multiple bays.

SHELVING DEPTH



Shelf Depth mm	Total Bay mm	Clear Entry mm
610	612	527
760	772	687
915	927	842
1220	1232	1147

LOADING CHART

This load chart relates to shelving layouts with the following specifications:


- Maximum bay height = 3048mm
- Single bays and multiple linked bays with a minimum of 3 levels per bay
- Similar distances (height) between levels
- Bays are positioned on a level floor
- Maximum load capacity per bay = 3200kg UDL†

UDL† Shelf load capacities

Maximum permitted shelf capacities are based on uniformly distributed loads (†UDL). Please note that the bay capacity may limit the maximum load per shelf

Shelf Width mm	Load Capacity UDL†
1525	800kg
1830	610kg
2135	580kg
2440	500kg



**Uprights**

Available in two finishes:

- ✓ Powder-coated blue (RAL 5019)
- ✓ Powder-coated grey (RAL7032)

The BiG800 racking uprights are thicker than our BiG400 racking uprights. This allows the BiG800 racking to hold more weight. Four uprights are supplied with each shelving bay. Key-hole slots allow shelves to be adjusted every 38.1mm.

Beams

Available in two finishes:

- ✓ Powder-coated orange (RAL 2004)
- ✓ Powder-coated grey (RAL7032)

The BiG800 beams are thicker than the BiG400 racking beams, allowing the BiG800 to hold much more weight. Four beams are supplied per shelf. Each beam has four end studs that slot into the upright key-holes.

Plastic Feet

Plastic protective feet reduce the possibility of damaging the base of the shelving units. The feet also improve the stability of the units on non-flat surfaces such as garage and warehouse floors.

CHOOSE FROM 4 SHELF LEVEL MATERIALS**1 Chipboard**

The most popular choice for shelving, racking and workbenches. 15mm thick chipboard panels distribute the weight load evenly across the shelves, and each panel provides a flush, smooth surface suitable for frequent loading. It is designed for dry goods storage and is suitable for most general storage applications.

2 Melamine

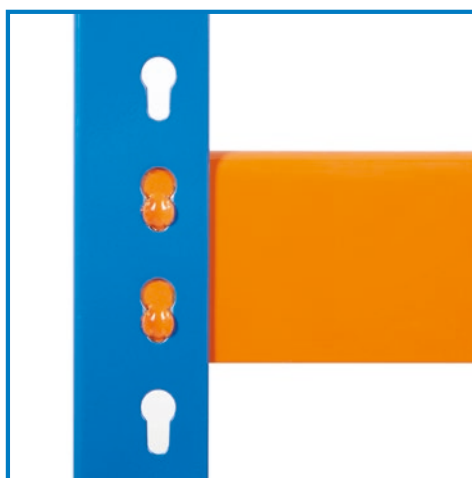
The moisture-resistant surface of the melamine shelves make them ideal for working areas requiring regular, wipe down cleaning. Melamine is also used frequently in dust-free or clean working environments. Our melamine shelves are supplied in a standard 15mm thickness with an edge banding on all 4 sides. This ensures that the whole working area of the shelf remains resistant to moisture and provides a neat, snag-free finish to the decks.

3 Steel Panel


Commonly used for storing greasy or oily products and for storage environments prone to damp. Single piece steel panels allow for quick cleaning and easy replacement. Manufactured from corrosion-resistant steel the steel shelves are scratch proof and are ideal for light commercial use.




AVAILABLE IN 3 COLOUR COMBINATIONS



POWDER-COATED BLUE UPRIGHTS AND HIGH VISIBILITY ORANGE BEAMS



POWDER-COATED BLUE UPRIGHTS AND GREY BEAMS



LIGHT GREY UPRIGHTS AND BEAMS

EXTRA LEVELS

Extra Levels are available with a powder coated orange or galvanised finish. Simply match the shelf dimensions and the finish to your shelving unit.

Please note: Adding extra levels will reduce the total loading capacity of the racking unit.

Maximum 3200kg UDL† Per Bay (2800kg for 2440mm and 2500kg for 3050mm high bays)

Example: (Standard 1525mm wide racking bay)

- 4 Levels = 3200kg UDL† = 800kg UDL† per Level
- 5 Levels = 3200kg UDL† = 640kg UDL† per Level

†UDL = Uniformly Distributed Load



ADD THESE ACCESSORIES

Rubber Assembly Mallet - 24oz



RML800

Tie Plates

Blue pack of 4 joins 2 bays
Galvanised also available

B8TP4B



Assembly Gloves

For use with galvanised shelving

ASGL



Wall Bracket Set

2x brackets and all fixings

UWFS8



Magnetic Label Holders



ATSML58

Steel Feet

4x Single Steel Feet with fixings & Levelling Plates


B8SF4Z



LED Shelf Lights

2x LED Shelf Lights

MBMSL800A



MORE AVAILABLE ONLINE!



BiG800 SERIES **SHELVING**



 **0800 074 6000** WWW.BIGDUG.CO.UK